

PassLeader

PassLeader

> Contact Us Login / Register Search...

HOME

ALL VENDORS

★ GUARANTEE

? FAQ

TESTIMONIALS

CART (1)



Try **PDF Demo** before you buy

We're not the only ones **happy** about PassLeader Practice Material ...

63159+ customers in 100+ countries use PassLeader Test Engine. Meet our customers.

VOREED

GetCustom

JET ORANGE

iCompany

Paradoxx

iMessenger



<http://www.passleader.top/>

Latest Exam Guide & Learning Materials

Exam : **070-484**

Title : Essentials of Developing
Windows Store Apps using
C#

Vendor : Microsoft

Version : DEMO

NO.1 You are developing an app that will be used to purchase and share music. Users will be allowed to share only content that they have purchased.

You need to display a message within the Share charm when users attempt to share content that they have not purchased.

What should you do?

- A. Use a toast notification.
- B. Use the SetText() method of the DataPackage object.
- C. Set the LegalInformation property of the DataPackage object.
- D. Use the FailWithDisplayText() method of the DataRequest object.

Answer: D

NO.2 You are performing a proof of concept of the app.

You use the Windows App Certification Kit to perform Package Sanity tests.

You receive an error message during the Platform appropriate files test.

You need to ensure that the app passes the test.

What should you do?

- A. Redevelop the data access component by using a reference to the System.Data.winmd component.
- B. Redevelop the data access component by using a reference to the existing DLL in the kiosk application.
- C. Redevelop the app by using HTML5, JavaScript, and the existing DLL in the kiosk application.
- D. Redevelop the app by using Visual C++ and consume the existing DLL in the kiosk application.

Answer: A

Explanation:

* Package Sanity tests

This test validates the binaries in an app package for architecture conflicts.

NO.3 HOTSPOT

You are developing a Windows Store app.

A page named Profile collects information about the user, including his or her name, in a control named Name. A page named Journal allows the user to make a journal entry.

You need to pass the user's name to the Journal page when the user navigates from the Profile page to the Journal page.

You have the following code:

```
protectedNavigateToJournal() { Target 1 }
```

Which code snippet should you insert in Target 1 to complete the code? (To answer, select the correct code snippets from the dropdown list.)

Answer Area

Target 1:

Answer Area

Target 1:

```
this.Frame.Navigate(Name.Text, typeof(Journal));  
this.Frame.Navigate(Name.Text, typeof(Profile));  
this.Frame.Navigate(typeof(Journal), Name.Text);  
this.Frame.Navigate(typeof(Profile), Name.Text);
```

Answer:**Answer Area**

Target 1:

```
this.Frame.Navigate(Name.Text, typeof(Journal));  
this.Frame.Navigate(Name.Text, typeof(Profile));  
this.Frame.Navigate(typeof(Journal), Name.Text);  
this.Frame.Navigate(typeof(Profile), Name.Text);
```

NO.4 You need to choose the appropriate data binding strategy for the image list box. Which method should you use?

- A. System.Drawing.ImageConverter.ConvertToString()
- B. IValueConverter.ConvertBack()
- C. IValueConverter.Convert()
- D. System.Drawing. ImageConverter-ConvertFromStrin()

Answer: C

Explanation:

IValueConverter.Convert The data binding engine calls this method when it propagates a value from the binding source to the binding target.

NO.5 You are developing a Windows Store app that will back up video files.

The app will support videos up to 1 GB in size.

If users lose their device, they must be able to restore the video files to a new device.

You need to recommend a storage solution for the app.

Which storage solution should you recommend?

- A. Windows Azure blob storage
- B. SQLite for Windows Runtime
- C. windows Azure Table Storage
- D. video library

Answer: A

NO.6 HOTSPOT

You are developing a Windows Store app. App.xaml contains the following XAML markup:

```
<Application.Resources>
  <Style x:Key="myStyle" TargetType="TextBlock">
    <Setter Property="Foreground" Value="Red"></Setter>
  </Style>
</Application.Resources>
```

MainPage.xaml contains the following XAML markup:

```
<Page.Resources>
  <Style x:Key="myStyle" TargetType="TextBlock">
    <Setter Property="Foreground" Value="Blue"></Setter>
  </Style>
</Page.Resources>
...
<TextBlock x:Name="textBlock1" Text="A Simple text value" Style="{StaticResource myStyle}" Grid.Row="0" />
```

For each of the following statements, select Yes if the statement is true. Otherwise, select No. Each correct selection is worth one point.

Answer Area		
	Yes	No
There will be an error at runtime because of a conflict in the resource names.	<input type="radio"/>	<input type="radio"/>
The text of textBlock1 will be blue.	<input type="radio"/>	<input type="radio"/>
myStyle will apply to all of the text blocks in the app.	<input type="radio"/>	<input type="radio"/>

Answer:

Answer Area		
	Yes	No
There will be an error at runtime because of a conflict in the resource names.	<input type="radio"/>	<input checked="" type="radio"/>
The text of textBlock1 will be blue.	<input checked="" type="radio"/>	<input type="radio"/>
myStyle will apply to all of the text blocks in the app.	<input type="radio"/>	<input checked="" type="radio"/>

NO.7 You need to ensure that launching the app displays the required information.

From which ApplicationExecutionState enumeration should you configure the user interface state?

- A. ClosedByUser
- B. Suspended
- C. NotRunning
- D. Running
- E. Terminated

Answer: E

NO.8 You are developing a Windows Store app that will display a toast notification.

You need to ensure that when a toast notification is displayed, the first line of the notification is bold.

Which template should you use?

- A. ToastText02
- B. ToastText01
- C. ToastImageAndText01
- D. TileSquarePeekImageAndText01







Answer: A

NO.9 HOTSPOT







You are developing the manifest for a Windows Store app.

You need to ensure that the app passes all the Windows Store certification requirements.

Which graphic asset must have a transparent background? (To answer, select the appropriate graphic asset in the answer area.)

Answer Area	
	Splash Screen Graphic 630 x 300 px
	Wide Logo Image 310 x 150 px
	Logo 150 x 150 px
	Store Logo 50 x 50 px
	Small Logo 30 x 30 px
	Badge Logo 24 x 24 px

Answer:

Answer Area	
	Splash Screen Graphic 630 x 300 px
	Wide Logo Image 310 x 150 px
	Logo 150 x 150 px
	Store Logo 50 x 50 px
	Small Logo 30 x 30 px
	Badge Logo 24 x 24 px

NO.10 You are developing a Windows Store app. The app is a personal diary that will allow users to add multiple journal entries while they are logged in. Users will be able to switch to other apps and

then return to the diary app.

You need to ensure that the diary app maintains state when the user switches between apps or restarts the device on which the app is running.

What should you do?

- A. Save app state periodically and during the Suspending event and then restore state during the OnLaunched event.
- B. Save app state during the Suspending event and then restore state during the Resuming event.
- C. Save app state periodically and then restore state during the Resuming event.
- D. Save app state periodically and during the Suspending event and then restore state during the OnActivated event.

Answer: A

NO.11 You need to recommend a solution to browse items on the group detail page.

What should you include in the recommendation? (More than one answer choice may achieve the goal. Select the BEST answer.)

- A. the SemanticZoom control
- B. a custom gesture recognizer
- C. code to handle pinch and stretch gestures
- D. code to handle mouse wheel events

Answer: A

Explanation:

* Scenario:

The app must have a second view of the group details that displays the name, a description, and an image of each item.

Users must be able to use the mouse wheel or pinch gestures to move between the two views of the group detail page.

* A semantic zoom control allows the user to zoom between two different semantic views of the same data set. One view contains a list of items grouped by some key, and the other view contains a list of group keys. Tapping a group key zooms back into the items in that group.

NO.12 You need to ensure that the app meets the requirements for Windows Store certification.

Which requirement must be met?

- A. The app must not display ads on tiles.
- B. The app must support Internet communication.
- C. The app must have a short name and a long name.
- D. Ads that do not comply with the standard content policies must supply a content agreement.

Answer: A